




































Esophageal Oncology group : Treatment map Nov.2022.

UICC 8th	Standard treatment in Japan	Trials ongoing or follow up
Stage I (N0)	<p>Endoscopic resection (ESD/EMR) + CRT</p> <p>Esophagectomy¹⁾  JCOG0502 Concurrent CRT (CF-RT⁴⁾ </p>	<p>JCOG1904 CRT: IFI⁵⁾ vs. ENI⁶⁾ 2020/03~ Ongoing </p> <p>JCOG2013 (±NeoCF²⁾ /DCF³⁾  Esophagectomy¹⁾ : Upper and Middle thoracic Esophageal Squamous Cell Cancer SCLN⁸⁾ Dissection vs Preservation 2022.8~ Ongoing</p>
Stage I (N1)	<p>  JCOG1109 Neoadjuvant chemotherapy (Neo DCF³⁾ + Esophagectomy¹⁾</p> <p> CheckMate577 Adjuvant Nivolumab (Neo CRT + Esophagectomy)</p> <p>  JCOG0909 Concurrent CRT (CF-RT⁴⁾ (+Salvage esophagectomy or endoscopic resection)</p>	<p>JCOG1409 (Neo CF²⁾ /DCF³⁾ + Esophagectomy¹⁾: Open vs. Thoracoscopic esophagectomy¹⁾ 2015/5~ Follow up period</p> <p>JCOG1804E Neo CF²⁾ or Neo DCF³⁾ or Neo FLOT⁷⁾ +Nivolumab +Esophagectomy¹⁾ 2019/3~ Ongoing </p>
Stage II	<p>JCOG1109 Neoadjuvant chemotherapy (Neo DCF³⁾ + Esophagectomy¹⁾</p> <p>CheckMate577 Adjuvant Nivolumab (Neo CRT + Esophagectomy)</p> <p>JCOG0909 Concurrent CRT (CF-RT⁴⁾ (+Salvage esophagectomy or endoscopic resection)</p>	<p>JCOG2206 NeoCF²⁾/DCF³⁾ +Esophagectomy¹⁾: Surgery alone vs Nivo⁹⁾ vs S-1  Under planning</p> <p>JCOG2203 Adenocarcinoma of EGJ¹⁰⁾ Esophagectomy¹⁾: Upfront surgery vs Neo DOS¹¹⁾ vs Neo FLOT⁷⁾  Under planning</p>
Stage III	<p>Neoadjuvant chemotherapy + Esophagectomy¹⁾   Concurrent CRT  </p> <p>Concurrent CRT JCOG9516, JCOG9908, JCOG0303, KROSG0101  </p>	<p>JCOG1510 Concurrent CRT vs. Induction DCF³⁾ + Concurrent CRT or Esophagectomy¹⁾ 2018/2~ Ongoing   </p>
T4a/M1LYM Resectable	<p>Neoadjuvant chemotherapy + Esophagectomy¹⁾   Concurrent CRT  </p>	<p>JCOG1314 (1st line) CF²⁾ vs. biweekly DCF³⁾ 2014/9~ Follow up period </p>
T4b/M1LYM Unresectable	<p>1st line chemotherapy: KEYNOTE590 CF²⁾ + Pembrolizumab  CheckMate 648 CF²⁾ +Nivo⁸⁾ Nivo⁶⁾ + Ipilimumab </p> <p>2nd line chemotherapy: Paclitaxel Docetaxel If no previous ICI¹²⁾: Nivolumab Pembrolizumab (CPS \geq10) </p>	
Stage IVB	<p>1st line chemotherapy: KEYNOTE590 CF²⁾ + Pembrolizumab  CheckMate 648 CF²⁾ +Nivo⁸⁾ Nivo⁶⁾ + Ipilimumab </p> <p>2nd line chemotherapy: Paclitaxel Docetaxel If no previous ICI¹²⁾: Nivolumab Pembrolizumab (CPS \geq10) </p>	
Recurrent	<p>1st line chemotherapy: KEYNOTE590 CF²⁾ + Pembrolizumab  CheckMate 648 CF²⁾ +Nivo⁸⁾ Nivo⁶⁾ + Ipilimumab </p> <p>2nd line chemotherapy: Paclitaxel Docetaxel If no previous ICI¹²⁾: Nivolumab Pembrolizumab (CPS \geq10) </p>	

1) Esophagectomy+2-3 field lymph node dissection 2) CF: CDDP+5-FU 3) DCF : DOC+CDDP+5-FU 4) CF-RT : CDDP+5-FU+radiation therapy 5) IFI: Involved field irradiation 6) ENI: Elective lymph node irradiation 7) FLOT: 5-FU+LV+OX+DOC 8) SCLN: Supraclavicular lymph node 9) Nivo: Nivolumab 10) EGJ: Esophagogastric junction 11) DOS:DOC+L-OHP+S-1 12) ICI: Immune checkpoint inhibitor